

HPC | Compressed
Air Systems

Air Receivers

Volumes 90 – 10,000l



Air receivers

KAESER: Your one-stop shop

In fulfilling their storage and buffer functions, air receivers play a key role within a compressed air station: they provide capacity during periods of peak demand and are often used to separate condensate from the compressed air. It is therefore important for receivers to be correctly sized for the specific system and to be resistant against corrosion; inspection intervals should also be as long as possible. Needless to say, air receivers from KAESER KOMPRESSOREN meet all of these requirements and more.

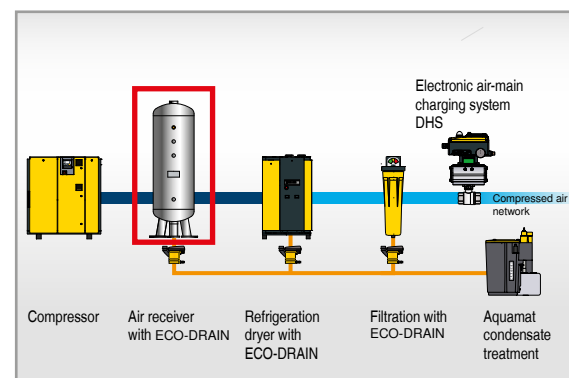
Comprehensive selection

Whether 90 or 10,000 litres, 11, 16, 45 or 50 bar, all KAESER compressed air receivers are designed and manufactured to the highest quality standards to ensure exceptional safety and durability. You only get genuine KAESER quality with genuine KAESER air receivers. Moreover, they are exceptionally corrosion resistant and guarantee perfect sealing. This is due to a combination of the precision thread finishing process that takes place following galvanisation, and the extensive protection measures that are taken during transportation.

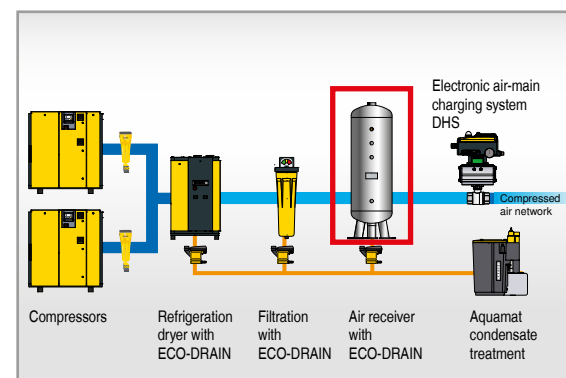
Inspection intervals up to five years

Meticulous design, including thicker walls in accordance with AD 2000 regulations, enables long inspection cycles of up to five years. This not only reduces service and maintenance costs, but also increases compressed air efficiency and availability.

Installation upstream from compressed air treatment



Installation downstream from compressed air treatment



**No leaks,
no worries!**



Vertical air receiver, hot-dip galvanised



Air receivers

Dependable, durable, reliable



Inspection intervals up to five years

Meticulous design in accordance with AD 2000 regulations enables five year inspection cycles. This not only reduces service and maintenance costs, but also increases compressed air efficiency and availability.



Optimal corrosion resistance

All KAESER air receivers are hot-dip galvanised both internally and externally in accordance with DIN EN ISO 1461, which means they last approximately three times longer than conventional models.



Excellent maintenance access

Cleaning, maintenance and receiver inspection tasks are made simple thanks to generously sized access openings. Efficiency is further enhanced as a result.



Installation-ready


The threads on all KAESER air receivers are precision profiled directly after the galvanisation process to enable quick, reliable installation.

Technical specifications

Air receiver volume	Max. permitted working pressure	Available versions		Vertical version				Horizontal version			
		Vertical	Horizontal	Height mm	Ø mm	Inlet/outlet connections	Weight kg	Length mm	Ø mm	Inlet/outlet connections	Weight kg
90	11 45	Yes	—	1160 1154	350	2 x G ½ rear	37 88	—	—	—	—
150	11 16	Yes	Yes	1190	450	2 x G ¾ rear	60 67	1050 1346	450 400	2 x G 2	55 75
250	11 16	Yes	Yes	1540 1545	500	2 x G ¾ rear	84 100	1410 1410	500	2 x G 2	84 100
	45		—	1600	500	2 x G 1 rear	270	—	—	—	—
350	11 16	Yes	Yes	1810	550	2 x G 1 rear	100 150	1630 1640	550	2 x G 2	101 164
500	11 16	Yes	Yes	1925 1918	600	2 x G 1 rear	130 210	1780	600	2 x G 2	130 208
	45		—	1925			420	—	—	—	—
900	11	Yes	—	2170	800	2 x G 2; 2 x G 1½	238	—	—	—	—
1000	11 16	Yes	Yes	2265 2255	800	2 x G 1½; 2 x G 2	244 356	2150 2160	800	G 2; 1 x G 1½	240 360
	45			2255		4 x G 1½	500	—	—	—	—
2000	11 16	Yes	Yes	2375 2360	1150 1150	4 x G 2½	470 500	2180	1150	2 x G 2	470 600
	50		—	2430	1100	4 x DN 80	1600	—	—	—	—
3000	11 16	Yes	Yes	2705 2845	1250	4 x G 2½	680 850	2610 3040	1250 1150	2 x G 2½ 2 x G 2	680 810
5000	11 16	Yes	Yes	3570	1400	4 x DN 100	1400 1430	3470 3700	1400	4 x DN 100	1100 1800
8000	11 16	Yes	Yes	4400	1600	4 x DN 200	1850 2350	4440 4400	1600	4 x DN 200	1850 2350
10000	11 16	Yes	Yes	5415	1600	4 x DN 200	2260 2540	5400 5440	1600	4 x DN 200	2200 2650

Complete connection sets

Made-to-fit connection sets comprising:
ball valve, pressure relief valve, pressure gauge, drain tap, gaskets and associated smaller components.



Shut-off valve



Test flange



Pressure gauge



Pressure relief valve

ECO-DRAIN complete sets

Electronically controlled condensate drains ensure exceptional performance.
Available as a complete set, includes attachments matched to air receiver.



ECO-DRAIN 30

KAESER – The world is our home

As one of the world's largest manufacturers of rotary screw compressors, KAESER KOMPRESSOREN is represented throughout the world by a comprehensive network of branches, subsidiary companies and authorised partners in over 100 countries.

With innovative products and services, KAESER KOMPRESSOREN's experienced consultants and engineers help customers to enhance their competitive edge by working in close partnership to develop progressive system concepts that continuously push the boundaries of performance and compressed air efficiency. Moreover, the decades of knowledge and expertise from this industry-leading system provider are made available to each and every customer via the KAESER group's global computer network.

These advantages, coupled with KAESER's worldwide service organisation, ensure that all products operate at the peak of their performance at all times and provide maximum availability.

